

MARK SCHEME for the May/June 2009 question paper
for the guidance of teachers

**0417 INFORMATION AND COMMUNICATION
TECHNOLOGY**

0417/03

Paper 3 (Practical Test B), maximum raw mark 100

This mark scheme is published as an aid to teachers and candidates, to indicate the requirements of the examination. It shows the basis on which Examiners were instructed to award marks. It does not indicate the details of the discussions that took place at an Examiners' meeting before marking began, which would have considered the acceptability of alternative answers.

Mark schemes must be read in conjunction with the question papers and the report on the examination.

- CIE will not enter into discussions or correspondence in connection with these mark schemes.


CIE is publishing the mark schemes for the May/June 2009 question papers for most IGCSE, GCE Advanced Level and Advanced Subsidiary Level syllabuses and some Ordinary Level syllabuses.



Page 2	Mark Scheme: Teachers' version	Syllabus	Paper
	IGCSE – May/June 2009	0417	03





Top right
Last edited by & name & No's
style h5
1 mark
1 mark

Last edited by Candidate name, centre number, candidate number



Supa Scuba

With over 70% of the world covered in water, you may be missing opportunities to see some of the world's most fascinating sights. See vibrant creatures like fish, shrimps, and an array of underwater flora like spectacular corals. Look to us for adventures in the deep, see a different perspective on the world.

	Amazing fish	
	Colours beyond comprehension	
	Dolphin experiences, on the boat and in the water	

[Click Here](#) to return to the top of the page.

```
<HTML>
<HEAD>
  <TITLE>Supa Scuba</TITLE>
  <link rel="stylesheet" type="text/css" href="J9style1.css">
</HEAD>
<BODY>
  <a name="TOP"></a>
  <h5>Last edited by Candidate name, centre number, candidate number</h5>
```

Images Correct cells 5 marks

Correct stylesheet attached 1 mark

Anchor Top 1 mark

```
<TABLE cellspacing="2" cellpadding="2" width="100%" border="2">
  <TR align="center" valign="center">
    <TD colspan="3"></TD>
    <TD colspan="3"><h1>Supa Scuba</h1></TD>
  </TR>
  <TR align="center" valign="center">
    <TD colspan="3"><h3>With over 70% of the world covered in water, you may be missing opportunities
to see some of the world's most fascinating sights. See vibrant creatures like fish, shrimps, and an array of
underwater flora like spectacular corals. Look to us for adventures in the deep, see a different perspective
on the world.</h3></TD>
  </TR>
  <TR align="center" valign="center">
    <TD rowspan="4"></TD>
    <TD colspan="2"><h4><a href="J9DIVE.HTM" target="_scubadive">Amazing fish</a></h4></TD>
  </TR>
  <TR align="center" valign="center">
    <TD colspan="2"><h4><a href="J9DIVE.HTM" target="_scubadive"></a></h4></TD>
  </TR>
  <TR align="center" valign="center">
    <TD colspan="2"><h4>Colours beyond comprehension</h4></TD>
    <TD></TD>
  </TR>
  <TR align="center" valign="center">
    <TD colspan="2"><h4>Dolphin experiences, on the boat and in the water</h4></TD>
    <TD></TD>
  </TR>
</TABLE>
<p><a href="#Top">Click Here</a> to return to the top of the page.</p>
</HTML>
```

Table Cell padding 2 1 mark
Cell spacing 2 1 mark
Width 100% 1 mark
Border 2 1 mark

J9SUNSET.JPG Width 183 1 mark
Height 320 1 mark

Target _scubadive 1 mark
to j9dive.htm 1 mark

Target _scubadive 1 mark
to j9dive.htm 1 mark

Hyperlink Click Here 1 mark
Returns to Top 1 mark

Page 3	Mark Scheme: Teachers' version	Syllabus	Paper
	IGCSE – May/June 2009	0417	03

h4 Black (000000) 1 mark

h1, h2, h3, h5 No green 1 mark

h1 48pt 1 mark

```

h1 { color: #0000AA; font-family: Arial, sans-serif; font-size: 48pt; text-align: center }
h2 { color: #0000AA; font-family: Arial, sans-serif; font-size: 15pt; text-align: left }
h3 { color: #0000FF; font-family: Arial, sans-serif; font-size: 12pt; text-align: center }
h4 { color: #000000; font-family: Arial, sans-serif; font-size: 12pt; text-align: center }
h5 { color: #000022; font-family: Arial, sans-serif; font-size: 10pt; text-align: left }
li { color: #000080; font-family: "Times New Roman", serif; font-size: 12pt; text-align: left;
    font-style: italic; list-style-type: disc }
p { color: #008080; font-family: "Times New Roman", serif; font-size: 12pt; text-align: left }
body { background-color: #F0F0F0 }
```

p Colour 008080 1 mark

h5 Left aligned 1 mark

Page New styles 1 mark

Last edited by Candidate name, centre number, candidate number




Supa Scuba

With over 70% of the world covered in water, you may be missing opportunities to see some of the world's most fascinating sights. See vibrant creatures like fish, shrimps, and an array of underwater flora like spectacular corals. Look to us for adventures in the deep, see a different perspective on the world.



[Amazing fish](#)



Colours beyond comprehension



Dolphin experiences, on the boat and in the water



[Click Here](#) to return to the top of the page.

Page 4	Mark Scheme: Teachers' version	Syllabus	Paper
	IGCSE – May/June 2009	0417	03


Top left	Last edited by & name & No's	1 mark	Heading	100% correct Style h2	1 mark 1 mark
----------	------------------------------	--------	---------	--------------------------	------------------

Last edited by Candidate name, centre number, candidate number

Supa Scuba Diving Holidays

As a company we pride ourselves on our customer satisfaction. We offer a full range of holiday experiences around the globe. These are designed to meet your every need. If you do not see exactly what you are looking for, contact us and ask for our bespoke holiday service.

We offer the widest range of package holidays to match your budget. Try one of the following ideas:

<p>Experienced divers</p> <ul style="list-style-type: none"> Go deep Wreck week Shark experience Wall dives Cave dives <p>Beginners</p> <ul style="list-style-type: none"> Meet the fish Turtle week Learn to dive Snorkel with us <p>Family packages</p>	
--	--

[Homepage](#)
[Contact us](#)

Image	J9clown.jpg in correct cell	1 mark
-------	-----------------------------	--------

```
<HTML>
<HEAD>
  <TITLE>Diving with us</TITLE>
  <link rel="stylesheet" type="text/css" href="J9style2.css">
</HEAD>
<BODY>
```

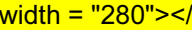
Correct stylesheet attached	1 mark
-----------------------------	--------

```
<h5>Last edited by Candidate name, centre number, candidate number</h5>
<h2>Supa Scuba Diving Holidays</h2>
```

<TABLE border = "2">	Table	Border = "2"	1 mark
----------------------	-------	--------------	--------

```
<TR align="center" valign="center">
  <TD colspan = "2"><h4>As a company we pride ourselves on our customer satisfaction. We offer a full
range of holiday experiences around the globe. These are designed to meet your every need. If you do not
see exactly what you are looking for, contact us and ask for our bespoke holiday service.</h4></TD>
</TR>
<TR align="center" valign="center">
  <TD colspan = "2"><h5>We offer the widest range of package holidays to match your budget. Try one of
the following ideas:</h5></TD>
</TR>
<TR align="center" valign="center">
  <TD><p>Experienced divers</p>
```

Page 5	Mark Scheme: Teachers' version	Syllabus	Paper
	IGCSE – May/June 2009	0417	03

<ul style="list-style-type: none"> Go deep Wreck week Shark experience Wall dives Cave dives 	Unordered list	Correct place	1 mark
<p>Beginners</p> <ul style="list-style-type: none"> Meet the fish Turtle week Learn to dive Snorkel with us 	Unordered list	Correct place	1 mark
<p>Family packages</p>	J9clown.jpg	Width 280	1 mark
<p>  </p>	Hyperlink	Correct website	1 mark
<p> Homepage </p>			
<p>Contact us</p>			

Master slide - CHECK CONSISTENCY		
Background	Pale blue	1 mark
	Between 1/3 and 1/5	1 mark
Blue stripe	Vertical (edge of blue)	1 mark
	Two horizontal	1 mark
	4 point lines	1 mark
Image	Fish	1 mark
	Correct place	1 mark
	Resized, cropped to fit, >50%	1 mark
Slide numbering	Bottom left & automated	1 mark
Name, cand no, Centre no	Bottom centre, black, 12pt, bold, sans-serif	1 mark
Heading	100% correct	1 mark
	Dark blue, 48pt, sans-serif	1 mark
	Left align & position	1 mark
Master slide items	Not overlapping any object	1 mark

Supa Scuba



Page 7	Mark Scheme: Teachers' version	Syllabus	Paper
	IGCSE – May/June 2009	0417	03

Supa Scuba

2008 Dives

Trip Type	Percentage
Drift dives	31%
Wreck week	30%
Wall dives	30%
Go deep	6%
Shark experience	2%
Cave dives	1%

3
Candidate name, centre number and candidate number.

Chart

Trip type labels visible 1 mark

% value visible 1 mark

Centre & not distorted 1 mark

No legend 1 mark

This information could be added to the trips page of the website to indicate the number of dives made in a single year on your trips.

Presenter notes	On all slides	1 mark
	100% Correct	1 mark
	Right place	1 mark

Slide transitions	Visible	2 marks
-------------------	---------	---------

Outline
Slides
✕

1

Supa Scuba

New website

Programmed pages

2

Supa Scuba

Public info

- APPROXIMATE
- ESTIMATE
- ESTIMATE
- ESTIMATE

3

Supa Scuba

Page 8	Mark Scheme: Teachers' version	Syllabus	Paper
	IGCSE – May/June 2009	0417	03

Webpage	Lookup used	1 mark
	Correct lookup reference	1 mark
	Lookup – relative reference	1 mark
	Correct range	1 mark
	Range – absolute reference	1 mark
	Correct return column	1 mark

Header	name, & numbers	1 mark
--------	-----------------	--------

Total	Correct SUMIF function	1 mark
	Correct range	1 mark
	Range – absolute reference	1 mark
	Lookup relative reference	1 mark
	Correct range	1 mark
	Range – absolute reference	1 mark

Webpage	Code	Total	Hours	Mins
=VLOOKUP(B2,Sheet1!\$A\$2:\$B\$12,2)	BH	=SUMIF(\$B\$11:\$B\$84,B2,\$C\$11:\$C\$84)	=INT(C2/60)	=C2-(D2*60)
=VLOOKUP(B3,Sheet1!\$A\$2:\$B\$12,2)	C	=SUMIF(\$B\$11:\$B\$84,B3,\$C\$11:\$C\$84)	=INT(C3/60)	=C3-(D3*60)
=VLOOKUP(B4,Sheet1!\$A\$2:\$B\$12,2)	D	=SUMIF(\$B\$11:\$B\$84,B4,\$C\$11:\$C\$84)	=INT(C4/60)	=C4-(D4*60)
=VLOOKUP(B5,Sheet1!\$A\$2:\$B\$12,2)	EH	=SUMIF(\$B\$11:\$B\$84,B5,\$C\$11:\$C\$84)	=INT(C5/60)	=C5-(D5*60)
=VLOOKUP(B6,Sheet1!\$A\$2:\$B\$12,2)	FP	=SUMIF(\$B\$11:\$B\$84,B6,\$C\$11:\$C\$84)	=INT(C6/60)	=C6-(D6*60)
=VLOOKUP(B7,Sheet1!\$A\$2:\$B\$12,2)	H	=SUMIF(\$B\$11:\$B\$84,B7,\$C\$11:\$C\$84)	=INT(C7/60)	=C7-(D7*60)
=VLOOKUP(B8,Sheet1!\$A\$2:\$B\$12,2)	HOL	=SUMIF(\$B\$11:\$B\$84,B8,\$C\$11:\$C\$84)	=INT(C8/60)	=C8-(D8*60)

Date	PageCode	Minutes
39820	H	12
39820	BH	17
39820	EH	11
39820	C	16
39820	D	13
39820	D	5
39820	EH	16
39820	C	14
39821	FP	18
39821	FP	18
39821	HOL	11
39821	D	11
39821	BH	14

Mins	Correct reference subtract	1 mark
	Reference * 60	1 mark

Hours	Correct reference / 60	1 mark
	Integer calculated	1 mark

Replication	All 4 formulae	1 mark
Formulae, data & labels	Fully visible	1 mark
Print area & single page	Selected data only	1 mark

Page 9	Mark Scheme: Teachers' version	Syllabus	Paper
	IGCSE – May/June 2009	0417	03

Candidate name Centre number Candidate number

Date PageCode Minutes

08/01/2009	FP	34
09/01/2009	FP	25
09/01/2009	FP	24
10/01/2009	FP	24
08/01/2009	HOL	23
14/01/2009	FP	20
09/01/2009	HOL	19
08/01/2009	FP	18
08/01/2009	FP	18
09/01/2009	FP	17
08/01/2009	HOL	16
10/01/2009	FP	16
11/01/2009	FP	16
09/01/2009	FP	15
11/01/2009	FP	15
09/01/2009	FP	14
10/01/2009	FP	12
11/01/2009	HOL	12
08/01/2009	HOL	11
08/01/2009	HOL	11
10/01/2009	HOL	11
14/01/2009	HOL	11
10/01/2009	HOL	10
10/01/2009	FP	8
09/01/2009	HOL	7
11/01/2009	FP	7
10/01/2009	FP	6
08/01/2009	HOL	4
10/01/2009	HOL	3

Search PageCode = FP or HOL 2 marks
 Rows 1–9 hidden 1 mark
 Sort Descending on minutes 1 mark